

Effect Euphoria Vape

Sample ID: SA-251016-70934
 Batch: 15OCT2025-VAPE-EPHRA
 Type: Finished Product - Inhalable
 Matrix: Concentrate - Vape
 Unit Mass (g):

Received: 10/20/2025
 Completed: 11/11/2025

Client
 3Chi
 275 Medical Dr #857
 Carmel, IN 46082
 USA
 Lic. #: 18_0235



Summary

Test	Date Tested	Status
Cannabinoids	10/31/2025	Tested
Foreign Matter	10/23/2025	Tested
Heavy Metals	10/31/2025	Tested
Microbials	10/30/2025	Tested
Mycotoxins	11/04/2025	Tested
Pesticides	11/04/2025	Tested
Residual Solvents	10/27/2025	Tested
Terpenes	11/11/2025	Tested

0.0836 % Total Δ9-THC	38.4 % (6aR,9R,10aR)-HHC	92.7 % Total Cannabinoids	Not Tested Moisture Content	Not Detected Foreign Matter	Yes Internal Standard Normalization
---------------------------------	------------------------------------	-------------------------------------	---------------------------------------	---------------------------------------	---



Generated By: Ryan Bellone
 Commercial Director
 Date: 11/11/2025



Effect Euphoria Vape

 Sample ID: SA-251016-70934
 Batch: 15OCT2025-VAPE-EPHRA
 Type: Finished Product - Inhalable
 Matrix: Concentrate - Vape
 Unit Mass (g):

 Received: 10/20/2025
 Completed: 11/11/2025

Client
 3Chi
 275 Medical Dr #857
 Carmel, IN 46082
 USA
 Lic. #: 18_0235

Cannabinoids by HPLC-PDA and GC-MS/MS

Analyte	LOD (%)	LOQ (%)	Result (%)	Result (mg/g)
CBC	0.0095	0.0284	2.08	20.8
CBCA	0.0181	0.0543	ND	ND
CBCV	0.006	0.018	ND	ND
CBD	0.0081	0.0242	ND	ND
CBDA	0.0043	0.013	0.813	8.13
CBDP	0.0133	0.04	ND	ND
CBDV	0.0061	0.0182	ND	ND
CBDVA	0.0021	0.0063	ND	ND
CBG	0.0057	0.0172	0.966	9.66
CBGA	0.0049	0.0147	ND	ND
CBL	0.0112	0.0335	ND	ND
CBLA	0.0124	0.0371	ND	ND
CBN	0.0056	0.0169	1.00	10.0
CBNA	0.006	0.0181	ND	ND
CBNP	0.0133	0.04	<LOQ	<LOQ
CBT	0.018	0.054	0.452	4.52
Δ4,8-iso-THC	0.0133	0.04	0.485	4.85
Δ6a,10a-THC	0.0133	0.04	0.179	1.79
Δ8-iso-THC	0.0133	0.04	0.333	3.33
Δ8-THC	0.0104	0.0312	24.2	242
Δ8-THC acetate	0.0133	0.04	ND	ND
Δ8-THCP	0.0133	0.04	0.0478	0.478
Δ8-THCV	0.0133	0.04	0.0980	0.980
Δ9-THC	0.0076	0.0227	ND	ND
Δ9-THC acetate	0.0133	0.04	ND	ND
Δ9-THCA	0.0084	0.0251	0.0953	0.953
Δ9-THCP	0.0133	0.04	1.28	12.8
Δ9-THCV	0.0069	0.0206	ND	ND
Δ9-THCVA	0.0062	0.0186	ND	ND
(6aR,9R)-Δ10-THC	0.0133	0.04	ND	ND
(6aR,9S)-Δ10-THC	0.0133	0.04	ND	ND
exo-THC	0.0133	0.04	ND	ND
(6aR,9R,10aR)-HHC	0.0133	0.04	38.4	384
(6aR,9S,10aR)-HHC	0.0133	0.04	22.2	222
(6aR,9R,10aR)-HHC acetate	0.0133	0.04	ND	ND
(6aR,9S,10aR)-HHC acetate	0.0133	0.04	ND	ND
Total Δ9-THC			0.0836	0.836
Total			92.7	927

ND = Not Detected; NR = Sample matrix interference present which may affect accuracy of results; NT = Not Tested; UA = Unsuitable for Analysis; NR = (Spike) Not Recoverable; LOD = Limit of Detection; LOQ = Limit of Quantitation; RL = Reporting Limit; Δ = Delta; Total Δ9-THC = Δ9-THCA * 0.877 + Δ9-THC; Total CBD = CBDA * 0.877 + CBD;



 Generated By: Ryan Bellone
 Commercial Director
 Date: 11/11/2025



 Tested By: Scott Caudill
 Laboratory Manager
 Date: 10/31/2025

 ISO/IEC 17025:2017 Accredited
 Accreditation #108651


Effect Euphoria Vape

Sample ID: SA-251016-70934
 Batch: 15OCT2025-VAPE-EPHRA
 Type: Finished Product - Inhalable
 Matrix: Concentrate - Vape
 Unit Mass (g):




Received: 10/20/2025
 Completed: 11/11/2025

Client
 3Chi
 275 Medical Dr #857
 Carmel, IN 46082
 USA
 Lic. #: 18_0235

Terpenes by GC-MS

Analyte	LOD (%)	LOQ (%)	Result (%)	Analyte	LOD (%)	LOQ (%)	Result (%)
α -Bisabolol	0.002	0.01	0.0137	Limonene	0.002	0.01	0.406
(+)-Borneol	0.002	0.01	<LOQ	Linalool	0.002	0.01	0.0919
Camphene	0.002	0.01	<LOQ	β -myrcene	0.002	0.01	0.614
Camphor	0.004	0.02	ND	Nerol	0.002	0.01	ND
3-Carene	0.002	0.01	0.0256	cis-Nerolidol	0.002	0.01	ND
β -Caryophyllene	0.002	0.01	0.348	trans-Nerolidol	0.002	0.01	0.0171
Caryophyllene Oxide	0.002	0.01	0.0145	Ocimene	0.002	0.01	0.27
α -Cedrene	0.002	0.01	<LOQ	α -Phellandrene	0.002	0.01	0.043
Cedrol	0.002	0.01	ND	α -Pinene	0.002	0.01	0.0723
Eucalyptol	0.002	0.01	<LOQ	β -Pinene	0.002	0.01	0.0815
Fenchone	0.004	0.02	ND	Pulegone	0.002	0.01	ND
Fenchyl Alcohol	0.002	0.01	0.0337	Sabinene	0.002	0.01	ND
Geraniol	0.002	0.01	<LOQ	Sabinene Hydrate	0.002	0.01	<LOQ
Geranyl Acetate	0.002	0.01	ND	α -Terpinene	0.002	0.01	0.0267
Guaiol	0.002	0.01	0.0105	γ -Terpinene	0.002	0.01	0.0169
Hexahydrothymol	0.002	0.01	ND	α -Terpineol	0.001	0.005	0.0224
α -Humulene	0.002	0.01	0.0662	γ -Terpineol	0.001	0.005	ND
Isoborneol	0.002	0.01	<LOQ	Terpinolene	0.002	0.01	0.942
Isopulegol	0.002	0.01	ND	Valencene	0.002	0.01	ND
				Total Terpenes (%)			3.16

ND = Not Detected; NT = Not Tested; UA = Unsuitable for Analysis; NR = Sample matrix interference present which may affect accuracy of results; LOD = Limit of Detection; LOQ = Limit of Quantitation; P = Pass; F = Fail; RL = Reporting Limit; Values over action limits may be estimates




Generated By: Ryan Bellone
 Commercial Director
 Date: 11/11/2025



Tested By: Kelsey Rogers
 Scientist
 Date: 11/11/2025



Effect Euphoria Vape

Sample ID: SA-251016-70934
 Batch: 15OCT2025-VAPE-EPHRA
 Type: Finished Product - Inhalable
 Matrix: Concentrate - Vape
 Unit Mass (g):

Received: 10/20/2025
 Completed: 11/11/2025

Client
 3Chi
 275 Medical Dr #857
 Carmel, IN 46082
 USA
 Lic. #: 18_0235

Heavy Metals by ICP-MS

Analyte	LOD (ppm)	LOQ (ppm)	Result (ppm)
Arsenic	0.002	0.02	ND
Cadmium	0.001	0.02	ND
Lead	0.002	0.02	ND
Mercury	0.012	0.05	ND

ND = Not Detected; NT = Not Tested; UA = Unsuitable for Analysis; NR = Sample matrix interference present which may affect accuracy of results; LOD = Limit of Detection; LOQ = Limit of Quantitation; P = Pass; F = Fail; RL = Reporting Limit; Values over action limits may be estimates



Generated By: Ryan Bellone
 Commercial Director
 Date: 11/11/2025



Tested By: Chris Farman
 Scientist
 Date: 10/31/2025



Effect Euphoria Vape

Sample ID: SA-251016-70934
 Batch: 15OCT2025-VAPE-EPHRA
 Type: Finished Product - Inhalable
 Matrix: Concentrate - Vape
 Unit Mass (g):

Received: 10/20/2025
 Completed: 11/11/2025

Client
 3Chi
 275 Medical Dr #857
 Carmel, IN 46082
 USA
 Lic. #: 18_0235


Pesticides by LC-MS/MS and GC-MS/MS

Analyte	LOD (ppb)	LOQ (ppb)	Result (ppb)	Analyte	LOD (ppb)	LOQ (ppb)	Result (ppb)
Abamectin	30	100	NR	Hexythiazox	30	100	ND
Acephate	30	100	ND	Imazalil	30	100	ND
Acequinocyl	30	100	NR	Imidacloprid	30	100	ND
Acetamiprid	30	100	ND	Kresoxim methyl	30	100	ND
Aldicarb	30	100	ND	Malathion	30	100	ND
Azoxystrobin	30	100	ND	Metalaxyl	30	100	ND
Bifenazate	30	100	ND	Methiocarb	30	100	ND
Bifenthrin	30	100	ND	Methomyl	30	100	ND
Boscalid	30	100	ND	Mevinphos	30	100	ND
Captan	30	100	NR	Myclobutanil	30	100	ND
Carbaryl	30	100	ND	Naled	30	100	ND
Carbofuran	30	100	ND	Oxamyl	30	100	ND
Chloranthraniliprole	30	100	ND	Paclobutrazol	30	100	ND
Chlordane	30	100	NR	Parathion methyl	30	100	NR
Chlorfenapyr	30	100	ND	Pentachloronitrobenzene	30	100	NR
Chlorpyrifos	30	100	ND	Permethrin	30	100	NR
Clofentezine	30	100	ND	Phosmet	30	100	ND
Coumaphos	30	100	ND	Piperonyl Butoxide	30	100	ND
Cyfluthrin	30	100	NR	Prallethrin	30	100	ND
Cypermethrin	30	100	NR	Propiconazole	30	100	ND
Daminozide	30	100	ND	Propoxur	30	100	ND
Diazinon	30	100	ND	Pyrethrins	30	100	ND
Dichlorvos	30	100	ND	Pyridaben	30	100	ND
Dimethoate	30	100	ND	Spinetoram	30	100	ND
Dimethomorph	30	100	ND	Spinosad	30	100	ND
Ethoprophos	30	100	ND	Spiromesifen	30	100	ND
Etofenprox	30	100	ND	Spirotetramat	30	100	ND
Etoxazole	30	100	ND	Spiroxamine	30	100	ND
Fenhexamid	30	100	ND	Tebuconazole	30	100	ND
Fenoxycarb	30	100	ND	Thiacloprid	30	100	ND
Fenpyroximate	30	100	ND	Thiamethoxam	30	100	ND
Fipronil	30	100	ND	Trifloxystrobin	30	100	ND
Fonicamid	30	100	ND				
Fludioxonil	30	100	ND				

ND = Not Detected; NT = Not Tested; UA = Unsuitable for Analysis; NR = Sample matrix interference present which may affect accuracy of results; LOD = Limit of Detection; LOQ = Limit of Quantitation; P = Pass; F = Fail; RL = Reporting Limit; Values over action limits may be estimates



Generated By: Ryan Bellone
 Commercial Director
 Date: 11/11/2025



Authorized By: Scott Caudill
 Laboratory Manager
 Date: 11/04/2025



Effect Euphoria Vape

Sample ID: SA-251016-70934
 Batch: 15OCT2025-VAPE-EPHRA
 Type: Finished Product - Inhalable
 Matrix: Concentrate - Vape
 Unit Mass (g):

Received: 10/20/2025
 Completed: 11/11/2025

Client
 3Chi
 275 Medical Dr #857
 Carmel, IN 46082
 USA
 Lic. #: 18_0235

Mycotoxins by LC-MS/MS

Analyte	LOD (ppb)	LOQ (ppb)	Result (ppb)
B1	1	5	ND
B2	1	5	ND
G1	1	5	ND
G2	1	5	ND
Ochratoxin A	1	5	ND

ND = Not Detected; NT = Not Tested; UA = Unsuitable for Analysis; NR = Sample matrix interference present which may affect accuracy of results; LOD = Limit of Detection; LOQ = Limit of Quantitation; P = Pass; F = Fail; RL = Reporting Limit; Values over action limits may be estimates



Generated By: Ryan Bellone
 Commercial Director
 Date: 11/11/2025



Tested By: Scott Caudill
 Laboratory Manager
 Date: 11/04/2025



Effect Euphoria Vape

Sample ID: SA-251016-70934
 Batch: 15OCT2025-VAPE-EPHRA
 Type: Finished Product - Inhalable
 Matrix: Concentrate - Vape
 Unit Mass (g):

Received: 10/20/2025
 Completed: 11/11/2025

Client
 3Chi
 275 Medical Dr #857
 Carmel, IN 46082
 USA
 Lic. #: 18_0235

Microbials by PCR and Plating

Analyte	LOD (CFU/g)	Result (CFU/g)	Result (Qualitative)
Total aerobic count	10	ND	
Aspergillus flavus	1		Not Detected per 1 gram
Aspergillus fumigatus	1		Not Detected per 1 gram
Aspergillus niger	1		Not Detected per 1 gram
Aspergillus terreus	1		Not Detected per 1 gram
Bile-tolerant gram-negative bacteria	10	ND	
Total coliforms	10	ND	
Generic E. coli	10	ND	
Salmonella spp.	1		Not Detected per 1 gram
Shiga-toxin producing E. coli (STEC)	1		Not Detected per 1 gram
Total yeast and mold count (TYMC)	10	ND	

ND = Not Detected; NT = Not Tested; UA = Unsuitable for Analysis; NR = Sample matrix interference present which may affect accuracy of results; LOD = Limit of Detection; LOQ = Limit of Quantitation; CFU = Colony Forming Units; P = Pass; F = Fail; RL = Reporting Limit



Generated By: Ryan Bellone
 Commercial Director
 Date: 11/11/2025



Tested By: Sara Cook
 Laboratory Technician
 Date: 10/30/2025



Effect Euphoria Vape

Sample ID: SA-251016-70934
 Batch: 15OCT2025-VAPE-EPHRA
 Type: Finished Product - Inhalable
 Matrix: Concentrate - Vape
 Unit Mass (g):

Received: 10/20/2025
 Completed: 11/11/2025

Client
 3Chi
 275 Medical Dr #857
 Carmel, IN 46082
 USA
 Lic. #: 18_0235

Residual Solvents by HS-GC-MS

Analyte	LOD (ppm)	LOQ (ppm)	Result (ppm)	Analyte	LOD (ppm)	LOQ (ppm)	Result (ppm)
Acetone	33	100	ND	Ethylene Oxide	0.5	1	ND
Acetonitrile	14	41	ND	Heptane	33	100	ND
Benzene	0.5	1	ND	n-Hexane	2	6	ND
Butane	33	100	ND	Isobutane	33	100	ND
1-Butanol	167	500	ND	Isopropyl Acetate	167	500	ND
2-Butanol	167	500	ND	Isopropyl Alcohol	167	500	ND
2-Butanone	167	500	ND	Isopropylbenzene	167	500	ND
Chloroform	2	6	ND	Methanol	20	60	ND
Cyclohexane	129	388	ND	2-Methylbutane	10	29	ND
1,2-Dichloroethane	0.5	1	ND	Methylene Chloride	20	60	ND
1,2-Dimethoxyethane	4	10	ND	2-Methylpentane	2	6	ND
Dimethyl Sulfoxide	167	500	ND	3-Methylpentane	2	6	ND
N,N-Dimethylacetamide	37	109	ND	n-Pentane	33	100	ND
2,2-Dimethylbutane	2	6	ND	1-Pentanol	167	500	ND
2,3-Dimethylbutane	2	6	ND	n-Propane	33	100	ND
N,N-Dimethylformamide	30	88	ND	1-Propanol	167	500	ND
2,2-Dimethylpropane	167	500	ND	Pyridine	7	20	ND
1,4-Dioxane	13	38	ND	Tetrahydrofuran	24	72	ND
Ethanol	167	500	ND	Toluene	6	18	ND
2-Ethoxyethanol	6	16	ND	Trichloroethylene	3	8	ND
Ethyl Acetate	33	100	ND	Xylenes (o-, m-, and p-)	14	43	ND
Ethyl Ether	167	500	ND				
Ethylbenzene	3	7	ND				

ND = Not Detected; NT = Not Tested; UA = Unsuitable for Analysis; NR = Sample matrix interference present which may affect accuracy of results; LOD = Limit of Detection; LOQ = Limit of Quantitation; P = Pass; F = Fail; RL = Reporting Limit; Values over action limits may be estimates



Generated By: Ryan Bellone
 Commercial Director
 Date: 11/11/2025



Tested By: Kelsey Rogers
 Scientist
 Date: 10/27/2025



Effect Euphoria Vape

Sample ID: SA-251016-70934
 Batch: 15OCT2025-VAPE-EPHRA
 Type: Finished Product - Inhalable
 Matrix: Concentrate - Vape
 Unit Mass (g):

Received: 10/20/2025
 Completed: 11/11/2025

Client
 3Chi
 275 Medical Dr #857
 Carmel, IN 46082
 USA
 Lic. #: 18_0235

Reporting Limit Appendix

Heavy Metals - KY 902 KAR 45:190

Analyte	Limit (ppm)	Analyte	Limit (ppm)
Arsenic	1.5	Lead	1.0
Cadmium	0.4	Mercury	1.2

Microbials - KY 902 KAR 45:190

Analyte	Limit (CFU/g)	Analyte	Limit (CFU/g)
Total coliforms	100	Total aerobic count	10000
Bile-tolerant gram-negative bacteria	1000		
Total yeast and mold count (TYMC)	100000		

Residual Solvents - KY 902 KAR 45:190 & USP 467

Analyte	Limit (ppm)	Analyte	Limit (ppm)
Acetone	1000	Ethylene Oxide	1
Acetonitrile	410	Heptane	1000
Benzene	2	n-Hexane	60
Butane	1000	Isobutane	1000
1-Butanol	5000	Isopropyl Acetate	5000
2-Butanol	5000	Isopropyl Alcohol	5000
2-Butanone	5000	Isopropylbenzene	5000
Chloroform	60	Methanol	600
Cyclohexane	3880	2-Methylbutane	290
1,2-Dichloroethane	5	Methylene Chloride	600
1,2-Dimethoxyethane	100	2-Methylpentane	60
Dimethyl Sulfoxide	5000	3-Methylpentane	60
N,N-Dimethylacetamide	1090	n-Pentane	1000
2,2-Dimethylbutane	60	1-Pentanol	5000
2,3-Dimethylbutane	60	n-Propane	1000
N,N-Dimethylformamide	880	1-Propanol	5000
2,2-Dimethylpropane	5000	Pyridine	200
1,4-Dioxane	380	Tetrahydrofuran	720
Ethanol	5000	Toluene	180
2-Ethoxyethanol	160	Trichloroethylene	80
Ethyl Acetate	1000	Xylenes (o-, m-, and p-)	430
Ethyl Ether	5000		
Ethylbenzene	70		

Pesticides - KY 902 KAR 45:190

Analyte	Limit (ppb)	Analyte	Limit (ppb)
Abamectin	500	Hexythiazox	1000
Acephate	400	Imazalil	200
Acequinocyl	2000	Imidacloprid	400
Acetamiprid	200	Kresoxim methyl	400
Aldicarb	400	Malathion	200
Azoxystrobin	200	Metaxyl	200
Bifenazate	200	Methiocarb	200
Bifenthrin	200	Methomyl	400
Boscalid	400	Mevinphos	
Captan		Myclobutanil	200
Carbaryl	200	Naled	500
Carbofuran	200	Oxamyl	1000
Chloranthraniliprole	200	Paclbutrazol	400
Chlordane		Parathion methyl	200
Chlorfenapyr	1000	Pentachloronitrobenzene	
Chlorpyrifos	200	Permethrin	200
Clofentezine	200	Phosmet	200
Coumaphos		Piperonyl Butoxide	2000
Cyfluthrin	1000	Prallethrin	200
Cypermethrin	1000	Propiconazole	400
Daminozide	1000	Propoxur	200
Diazinon	200	Pyrethrins	1000
Dichlorvos	100	Pyridaben	200
Dimethoate	200	Spinetoram	
Dimethomorph		Spinosad	200
Ethoprophos	200	Spiromesifen	200
Etofenprox	400	Spirotetramat	200
Etoxazole	200	Spiroxamine	400
Fenhexamid		Tebuconazole	400
Fenoxycarb	200	Thiacloprid	200
Fenpyroximate	400	Thiamethoxam	200
Fipronil	400	Trifloxystrobin	200
Fonicamid	1000		
Fludioxonil	400		

Mycotoxins - KY 902 KAR 45:190

Analyte	Limit (ppb)	Analyte	Limit (ppb)
B1	5	B2	5
G1	5	G2	5
Ochratoxin A	20		

